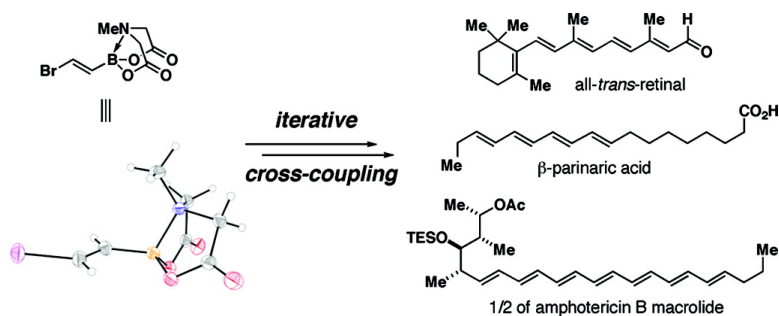


Simple, Efficient, and Modular Syntheses of Polyene Natural Products via Iterative Cross-Coupling

Suk Joong Lee, Kaitlyn C. Gray, James S. Paek, and Martin D. Burke

J. Am. Chem. Soc., **2008**, 130 (2), 466-468 • DOI: 10.1021/ja078129x

Downloaded from <http://pubs.acs.org> on February 8, 2009



More About This Article

Additional resources and features associated with this article are available within the HTML version:

- Supporting Information
- Links to the 2 articles that cite this article, as of the time of this article download
- Access to high resolution figures
- Links to articles and content related to this article
- Copyright permission to reproduce figures and/or text from this article

[View the Full Text HTML](#)

Simple, Efficient, and Modular Syntheses of Polyene Natural Products via Iterative Cross-Coupling

Suk Joong Lee, Kaitlyn C. Gray, James S. Paek, and Martin D. Burke*

Roger Adams Laboratory, Department of Chemistry, University of Illinois at Urbana—Champaign, Urbana, Illinois 61801

Received October 24, 2007; E-mail: burke@scs.uiuc.edu

Most biologically active small molecules exert their effects via the perturbation of macromolecular targets.¹ There are a few, however, that operate via higher-order mechanisms that lie outside this paradigm. The class of “polyene natural products”² is particularly rich with examples. Perhaps most notable is the antifungal heptaene macrolide amphotericin B (AmB, **1**, Figure 1A), which self-assembles into a membrane-spanning channel complex with functional properties reminiscent of protein-based ion channels.^{3,4} Other polyenes are known to provide structural support for cell membranes,⁵ transduce solar energy into mechanical energy,⁶ serve as pigments for efficient light harvesting⁷ and/or species-specific coloration,⁸ act as fluorescent probes,⁹ and/or quench reactive oxygen species.¹⁰ The existence of these natural prototypes suggests that the potential for small molecules to perform useful functions in living systems likely extends far beyond that which is currently utilized. Unfettered synthetic access to these compounds and their derivatives is paramount for realizing this potential.

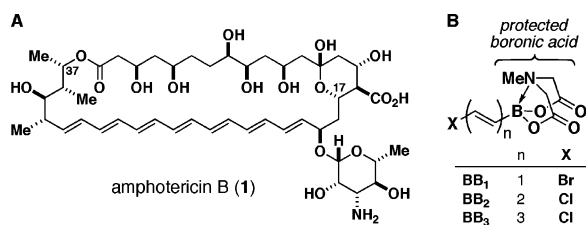


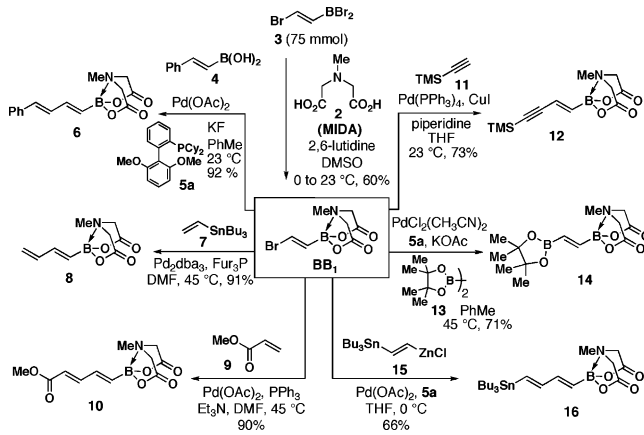
Figure 1. (A) Channel-forming natural product amphotericin B. (B) Series of B-protected haloalkenylboronic acid building blocks for polyene synthesis.

The synthesis of polyenes is made challenging by the sensitivity of conjugated double bond frameworks to light, oxygen, and many common synthetic reagents, especially protic and Lewis acids. Controlling stereochemistry during the formation of each double bond is also a critical issue. Syntheses based on palladium-mediated cross-coupling are attractive due to the mild, nonacidic, and stereo-specific nature of these methods.^{11,12} Among these, the Suzuki–Miyaura (SM) reaction^{11d} stands out due to its use of nontoxic boronic acid reagents and well-precedented functional group compatibility. However, polyenylboronic acids are notoriously unstable,¹³ which precludes their general utilization. We recently developed a simple and flexible strategy for making small molecules involving the iterative cross-coupling of halo-boronic acids protected as the corresponding pyramidalized *N*-methyliminodiacetic acid (MIDA, **2**) adducts.¹⁴ We herein report a novel collection of B-protected haloalkenylboronic acid building blocks **BB**₁–**BB**₃ (Figure 1B) that are strikingly stable to purification and storage and highly selective toward a wide range of cross-coupling reactions. This stability is maintained in the resulting polyenyl MIDA boronate ester intermediates, thereby enabling the simple, efficient, and modular construction of a variety of polyene natural products with higher-order functions.

The first targeted building block containing a single double bond (**BB**₁) was prepared via complexation of (*E*)-(2-bromoethenyl)-dibromoborane **3**¹⁵ with MIDA (Scheme 1). This reaction was performed on >20 g scale (75 mmol) to yield the desired bifunctional olefin **BB**₁ as a crystalline, free-flowing solid. X-ray analysis confirmed unambiguously the pyramidalized nature of the

boron center.¹⁶ Remarkably, this densely functionalized alkene is stable to silica gel chromatography and storage for at least 1.5 years on the benchtop under air.

Scheme 1

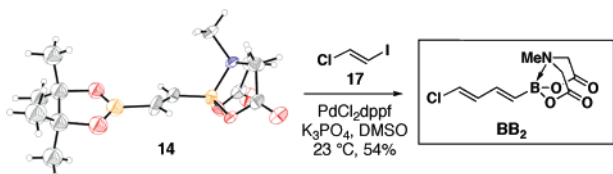


Moreover, **BB**₁ was found to be a very versatile cross-coupling partner (Scheme 1). For example, the sp³-hybridized boronate ester terminus was inert to Buchwald’s anhydrous SM conditions,¹⁷ thus enabling a selective cross-coupling with (*E*)-styrenylboronic acid **4** to provide dienyl boronate **6** in excellent yield.^{18,19} A Stille coupling between **BB**₁ and vinyl stannane **7** was similarly efficient, yielding butadienyl boronate **8**. Moreover, a Heck coupling with methyl acrylate **9** yielded the unsaturated methyl ester **10** as a single regio- and stereoisomer.

A series of novel bismetalated lynchpin-type reagents¹² were also created. Specifically, Sonogashira coupling between **BB**₁ and TMS-acetylene **11** generated hetero-bismetalated enyne **12**. Although Miyaura borylations²⁰ with (*E*)-1,2-disubstituted vinyl halides are challenging,^{20b} we found that ligand **5a**^{20c} enabled the smooth conversion of **BB**₁ into the novel bisborylated olefin **14** (an X-ray structure of **14** is shown in Scheme 2). Like **BB**₁, **14** is a column- and shelf-stable crystalline solid (stable under air for at least 1.5 years). Finally, Negishi cross-coupling between **BB**₁ and the hetero-bismetalated vinylzinc reagent **15**^{12d} yielded lynchpin **16** in a novel triply metal selective (Zn vs Sn and B) reaction.

With the goal of developing robust, shelf-stable building blocks for polyene synthesis, we designed di- and trienyl halides **BB**₂ and **BB**₃ as the corresponding vinyl chlorides.²¹ A direct route to the targeted dienylchloride **BB**₂ was envisioned via a concomitant metal- and halogen-selective SM cross-coupling between bisborylated olefin **14** and (*E*)-1-chloro-2-iodoethylene **17**²² (Scheme 2). Due to the absence of a boron p-orbital,^{14a} we hypothesized that the sp³-hybridized MIDA boronate terminus of **14** would be unreactive relative to the sp²-hybridized pinacol boronic ester. In fact, as shown in Scheme 2, single-crystal X-ray diffraction analysis confirmed the distinct hybridization states of the two boron termini of **14**, and a halogen- and boron-selective cross-coupling with **17** yielded the targeted bifunctional diene **BB**₂ as a column- and shelf-

Scheme 2

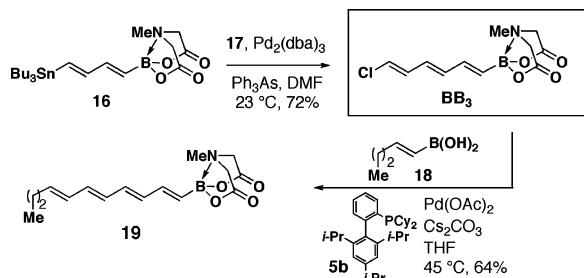


stable crystalline solid. This novel type of selective cross-coupling with a differentially ligated diboron reagent may prove to be generally useful.²³

The final targeted polyene building block containing three double bonds (**BB**₃) was prepared via another metal-¹²ⁱ and halogen-selective cross-coupling between bisfunctionalized reagents **16** and **17** (Scheme 3). Despite containing a potentially sensitive triene moiety, **BB**₃ is also both column- and shelf-stable.

Although the strength of C–Cl bonds can make the building blocks that contain them quite stable, it also makes these reagents relatively unreactive toward cross-coupling.²⁴ Moreover, the structural and stereochemical labilities of polyene frameworks preclude the use of forcing conditions. As a result, to the best of our knowledge, SM cross-coupling between a polyenylchloride and a vinylboronic acid has never been previously reported.²⁵ To overcome this challenge, we extensively surveyed a variety of catalysts with different base and solvent combinations for cross-coupling between **BB**₃ and model substrate (*E*)-1-pentenylboronic acid **18**. Ultimately, it was determined that the use of Pd(OAc)₂/phosphine **5b**¹⁷ and Cs₂CO₃ in THF at 45 °C gave good yields of tetraenyl MIDA boronate **19** (Scheme 3).¹⁸

Scheme 3

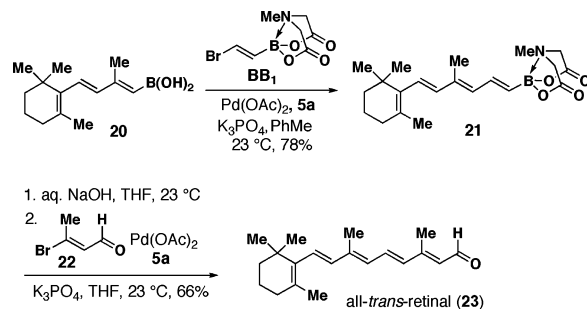


With the three targeted building blocks **BB**₁–**BB**₃ in hand and their potential for selective cross-couplings verified, we explored the utility of these new reagents in the context of total syntheses of polyene natural products that perform higher-order functions. For example, the carotenoid all-*trans*-retinal (**23**) has the ability to transduce solar energy into mechanical energy and is a critical functional component of the light-driven proton pump found in Halobacteria and the photoreception machinery utilized by most animals.⁶ Structure/function studies with this natural product have unique potential to enable the understanding of these phenomena at the molecular level.^{6c}

The B-protected haloalkenylboronic acid **BB**₁ was utilized in a highly modular three-step synthesis of retinal from known starting materials (Scheme 4).²⁶ Specifically, the selective SM coupling between **BB**₁ and trienylboronic acid **20**^{26d} yielded the tetraenyl MIDA boronate **21**. Notably, although the instability of **20** precludes its isolation in concentrated form,^{26d} tetraenyl MIDA boronate **21** was isolated via column chromatography as a crystalline solid that can be stored refrigerated for at least 1 month without decomposition.

A key feature of the MIDA protective group is its capacity for removal under mild, aqueous basic conditions.^{14a} Given the sensitive nature of polyenylboronic acids,¹³ the B-deprotection of intermediate **21** presented a rigorous test for this methodology. In the event, this deprotection proceeded smoothly, and subsequent SM coupling of the resulting solution of crude boronic acid with the known β -bromo enal **22**²⁷ succeeded in generating the targeted all-*trans*-retinal.

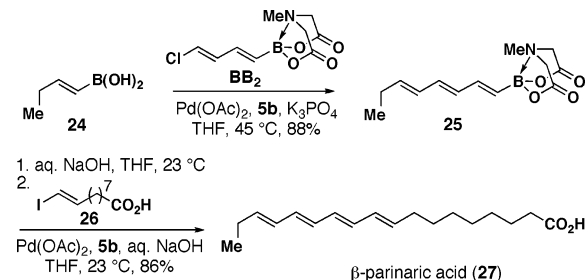
Scheme 4



Another interesting polyene, β -parinaric acid **27**, has been used for more than three decades as a fluorescent probe for membrane properties.^{9,28} In addition, related tetraenoic acids demonstrate remarkable aggregation behaviors,²⁹ including the formation of antipodal chiral aggregates from a single enantiomer.^{29b} The utility of **27** and/or its analogues would benefit from more efficient and modular synthetic access to this class of compounds.³⁰

In this vein, the B-protected chlorodienylboronic acid **BB**₂ was employed in a modular, three-step synthesis of β -parinaric acid from readily available starting materials (Scheme 5). Specifically, using a modification of the newly identified conditions for polyenylchloride cross-coupling, a selective pairing between the bifunctional dienylchloride **BB**₂ and (*E*)-1-butenylboronic acid **24**¹⁶ yielded the column-stable all-*trans* trienyl boronate **25**. The B-deprotection of **25** was achieved under mild aqueous basic conditions, and subsequent cross-coupling with vinyl iodide **26**¹⁶ yielded β -parinaric acid as a fluorescent solid.

Scheme 5

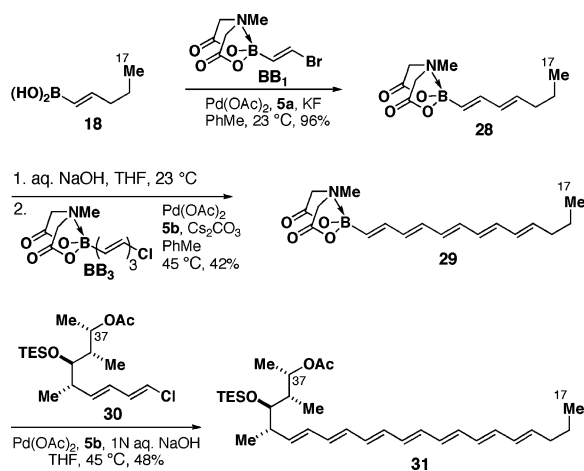


As a final example, the polyene macrolide AmB³ (Figure 1A) represents a potential prototype for small molecules that replicate the functions of protein-based ion channels.³¹ An efficient and flexible total synthesis of AmB stands to enable the first systematic dissection of the structure/function relationships that underlie this small molecule-based ion channel activity.⁴

In contrast to strategies based on lynchpin-type reagents,¹² the cross-coupling of B-protected haloalkenylboronic acids has the theoretical capacity for limitless iteration.¹⁴ Harnessing this potential, the synthesis of one-half of the AmB macrolide skeleton via recursive SM coupling, has been achieved (Scheme 6). Specifically, boronic acid **18** was joined with **BB**₁ to generate dienylboronate **28**. A subsequent series of B-deprotection and coupling of the resulting dienylboronic acid with trienylchloride **BB**₃ yielded column-stable pentaenyl MIDA boronate **29**. Finally, taking advantage of the recent discovery in our laboratories that MIDA boronates can be used directly as surrogates for boronic acids under aqueous SM conditions,³² a one-pot B-deprotection and cross-coupling with dienylchloride **30**¹⁶ yielded one-half of the AmB skeleton **31**. To the best of our knowledge, this is the longest polyene ever synthesized using the SM reaction. This pathway may ultimately provide the foundation for an efficient and flexible total synthesis of this notoriously challenging natural product.³³

As demonstrated herein, B-protected haloalkenylboronic acid building blocks such as **BB**₁–**BB**₃ have potential for broad utility in the context of total syntheses of polyene natural products. The

Scheme 6



iterative cross-coupling approach is particularly well-suited for making these types of structures due to the ubiquity of Csp^2-Csp^2 bonds, the mild and stereospecific nature of the coupling methods, and the exceptional stability of the intermediate polyenyl MIDA boronate esters. This simple, efficient, and modular strategy stands to enable the more effective study and widespread utilization of this class of highly functional small molecules.

Acknowledgment. Dedicated to Prof. P. Beak with deepest respect and gratitude for his invaluable advocacy and mentorship, and for partial funding for S.J.L. We also gratefully acknowledge A.D. Melhado for preliminary studies towards **30**, the NIH (GM080436), the Dreyfus Foundation, and UIUC for funding, Sigma-Aldrich for a gift of $Pd(PPh_3)_4$, Bristol-Myers Squibb and Xenobe for gifts of AmB, and S. Wilson for X-ray analysis.

Supporting Information Available: Procedures, spectral data, and spectra for all new compounds. X-ray crystallographic data (cif) for **BB1** and **14**. This material is available free of charge via the Internet at <http://pubs.acs.org>.

References

- Corey, E. J.; Czakó, B.; Kürti, L. *Molecules and Medicine*; Wiley: New York, 2007.
- Thirsk, C.; Whiting, A. *J. Chem. Soc., Perkin Trans. 1* **2002**, 999–1023.
- (a) Ermishkin, L. N.; Kasumov, K. M.; Potzeluyev, V. M. *Nature* **1976**, 262, 698–699. (b) Hartsel, S. D.; Hatch, C.; Ayenew, W. *J. Liposome Res.* **1993**, 3, 377–408.
- Palacios, D. S.; Anderson, T. M.; Burke, M. D. *J. Am. Chem. Soc.* **2007**, 129, 13804–13805.
- Rohmer, M.; Bouvier, P.; Ourisson, G. *Proc. Natl. Acad. Sci. U.S.A.* **1979**, 76, 847–851.
- (a) Luecke, H.; Schobert, B.; Richter, H.-T.; Cartiailler, J.-P.; Lanyi, J. K. *Science* **1999**, 286, 255–260. (b) Kobayashi, T.; Saito, T.; Ohtani, H. *Nature* **2001**, 414, 531–534. (c) Zhong, Q.; Ruhman, S.; Ottolenghi, M.; Sheves, M.; Friedman, N.; Atkinson, G. H.; Delaney, J. K. *J. Am. Chem. Soc.* **1996**, 118, 12828–12829.
- (a) Cerullo, G.; Polli, D.; Lanzani, G.; De Silvestri, S.; Hashimoto, H.; Cogdell, R. J. *Science* **2002**, 298, 2395–2398. (b) Hoffman, E.; Wrench, P. M.; Sharples, F. P.; Hiller, R. G.; Welte, W.; Diederichs, K. *Science* **1996**, 272, 1788–1791.
- Vershinin, A. *BioFactors* **1999**, 10, 99–104.
- Sklar, L. A.; Hudson, B. S.; Simoni, R. D. *Proc. Natl. Acad. Sci. U.S.A.* **1975**, 72, 1649–1653.
- Burton, G. W.; Ingold, K. U. *Science* **1984**, 224, 569–573.
- (a) *Metal-Catalyzed Cross-Coupling Reactions*; Diederich, F., Stang, P. J., Eds.; Wiley-VCH: Weinheim, Germany, 1998. (b) *Handbook of Organopalladium Chemistry for Organic Synthesis*; Negishi, E.-I., Ed.; John Wiley & Sons: New York, 2002; Vol. 1. (c) Nicolaou, K. C.; Bulger, P. G.; Sarlah, D. *Angew. Chem., Int. Ed.* **2005**, 44, 4442–4489. (d) Miyaura, N.; Suzuki, A. *Chem. Rev.* **1995**, 95, 2457–2483. (e) Fürstner,

- (12) Representative examples of bismetalated reagents for polyene synthesis: (a) Corey, E. J.; Wollenberg, R. H. *J. Org. Chem.* **1975**, 40, 3788–3789. (b) Lhermitte, F.; Carboni, B. *Synlett* **1996**, 377–379. (c) Lipshutz, B. H.; Lindsley, C. *J. Am. Chem. Soc.* **1997**, 119, 4555–4556. (d) Pihko, P. M.; Koskinen, A. M. P. *Synlett* **1999**, 12, 1966–1968. (e) Babudri, F.; Farinola, G. M.; Fiandanese, V.; Mazzone, L.; Naso, F. *Tetrahedron* **1998**, 54, 1085–1094. (f) Murakami, M.; Matsuda, T.; Itami, K.; Ashida, S.; Terayama, M. *Synthesis* **2004**, 9, 1522–1526. (g) Denmark, S. E.; Tymonko, S. A. *J. Am. Chem. Soc.* **2005**, 127, 8004–8005. (h) Lipshutz, B. H.; Clososki, G. C.; Chrisman, W.; Chung, D. W.; Ball, D. B.; Howell, J. *Org. Lett.* **2005**, 7, 4561–4564. (i) Coleman, R. S.; Walczak, M. C. *Org. Lett.* **2005**, 7, 2289–2291. (j) Coleman, R. S.; Lu, X.; Modolo, I. *J. Am. Chem. Soc.* **2007**, 129, 3826–3827.
- (13) (a) Roush, W. R.; Brown, B. B. *J. Am. Chem. Soc.* **1993**, 115, 2268–2278. (b) Torrado, A.; Iglesias, B.; López, S.; de Lera, A. R. *Tetrahedron* **1995**, 51, 2435–2454.
- (14) (a) Gillis, E. P.; Burke, M. D. *J. Am. Chem. Soc.* **2007**, 129, 6716–6717. (b) An alternative system for oligoarene synthesis: Noguchi, H.; Hojo, K.; Sugimoto, M. *J. Am. Chem. Soc.* **2007**, 129, 758–759.
- (15) Hyuga, S.; Chiba, Y.; Yamashina, N.; Hara, S.; Suzuki, A. *Chem. Lett.* **1987**, 1757–1760.
- (16) See Supporting Information for synthesis and characterization.
- (17) Barder, T. E.; Walker, S. D.; Martinelli, J. R.; Buchwald, S. L. *J. Am. Chem. Soc.* **2005**, 127, 4685–4696.
- (18) The same yield was observed whether or not this reaction was set up using a glovebox.
- (19) Diethyl boronate **6** was stable to storage for at least 2 weeks on the benchtop under air both as a solid and as a solution in $DMSO-d_6$.
- (20) (a) Ishiyama, T.; Murata, M.; Miyaura, N. *J. Org. Chem.* **1995**, 60, 7508–7510. (b) Takagi, J.; Takahashi, K.; Ishiyama, T.; Miyaura, N. *J. Am. Chem. Soc.* **2002**, 124, 8001–8006. (c) Billingsley, K. L.; Barder, T. E.; Buchwald, S. L. *Angew. Chem., Int. Ed.* **2007**, 46, 5359–5363.
- (21) Csp^2-Cl bonds tend to be much stronger than their Br and I counterparts, which we expect to impact favorably on the stability of polyenylhalide building blocks. For example, the bond dissociation energies for $Ph-X = 96, 81,$ and 65 kcal/mol for $X = Cl, Br,$ and I , respectively: Grushin, V. V.; Alper, H. *Chem. Rev.* **1994**, 94, 1047–1062.
- (22) Negishi, E.-I.; Okukado, N.; Lovich, S. F.; Luo, F.-T. *J. Org. Chem.* **1984**, 49, 2629–2632.
- (23) Steric-based selective couplings with bispinacolboronic esters are known: (a) Desurmont, G.; Klein, R.; Uhlenbrock, S.; Laloë, E.; Deloux, L.; Giolando, D. M.; Kim, Y. W.; Pereira, S.; Srebnik, M. *Organometallics* **1996**, 15, 3323–3328. (b) Ishiyama, T.; Miyaura, N. *J. Organomet. Chem.* **2000**, 611, 392–402.
- (24) Littke, A. F.; Fu, G. C. *Angew. Chem., Int. Ed.* **2002**, 41, 4176–4211.
- (25) SM cross-couplings between vinyl chlorides and vinylboronic acids are also extremely rare. For one example, see: Organ, M. G.; Cooper, J. T.; Rogers, L. R.; Soleymanzadeh, F.; Paul, T. *J. Org. Chem.* **2000**, 65, 7959–7970.
- (26) Cross-coupling-based syntheses of retinoids: (a) Negishi, E.-I.; Owczarczyk, Z. *Tetrahedron Lett.* **1991**, 32, 6683–6686. (b) See ref 13b. (c) Uenishi, J.; Kawahama, R.; Yonemitsu, O.; Wada, A.; Ito, M. *Angew. Chem., Int. Ed.* **1998**, 37, 320–323. (d) Uenishi, J.; Matsui, K.; Wada, A. *Tetrahedron Lett.* **2003**, 44, 3093–3096.
- (27) Romo, D.; Rzasar, R. M.; Shea, H. A.; Park, K.; Langenhan, J. M.; Sun, L.; Akhiezer, A.; Liu, J. O. *J. Am. Chem. Soc.* **1998**, 120, 12237–12254.
- (28) Kuerschner, L.; Ejsing, C. S.; Ekroos, K.; Schevchenko, A.; Anderson, K. I.; Thiele, C. *Nat. Methods* **2005**, 2, 39–45.
- (29) (a) Wang, Y.; Ma, J.; Cheon, H.-S.; Kishi, Y. *Angew. Chem., Int. Ed.* **2007**, 46, 1333–1336. (b) Ma, J.; Cheon, H.-S.; Kishi, Y. *Org. Lett.* **2007**, 9, 319–322.
- (30) Some prior syntheses of β -parinaric acid: (a) Kuklev, D. V.; Smith, W. L. *Chem. Phys. Lipids* **2004**, 131, 215–222. (b) Goerger, M. M.; Hudson, B. S. *J. Org. Chem.* **1988**, 53, 3148–3153. (c) Hayashi, T.; Oishi, T. *Chem. Lett.* **1985**, 413–416.
- (31) (a) El-Etri, M.; Cuppoletti, J. *Am. J. Physiol. Lung Cell. Mol. Physiol.* **1996**, 270, L386–L392. (b) Gao, L.; Broughman, J. R.; Iwamoto, T.; Tomich, J. M.; Vemglarik, C. J.; Forman, H. J. *Am. J. Physiol. Lung Cell. Mol. Physiol.* **2001**, 281, L24–L30. (c) Jiang, C.; Lee, E. R.; Lane, M. B.; Xiao, Y.-F.; Harris, D. J.; Cheng, S. H. *Am. J. Physiol. Lung Cell. Mol. Physiol.* **2001**, 281, L1164–L1172. (d) Sidorov, V.; Kotch, F. W.; Kuebler, J. L.; Lam, Y.-F.; Davis, J. T. *J. Am. Chem. Soc.* **2003**, 125, 2840–2841.
- (32) Knapp, D. M.; Gillis, E. P.; Burke, M. D. Manuscript in preparation.
- (33) For the first and to date only reported total synthesis of AmB, see: Nicolaou, K. C.; Daines, R. A.; Chakraborty, T. K.; Ogawa, Y. *J. Am. Chem. Soc.* **1987**, 109, 2821–2822. (b) For a comprehensive review of the extensive synthetic efforts in this direction, see: Cereghetti, D. M.; Carreira, E. M. *Synthesis* **2006**, 6, 914–942.

JA078129X